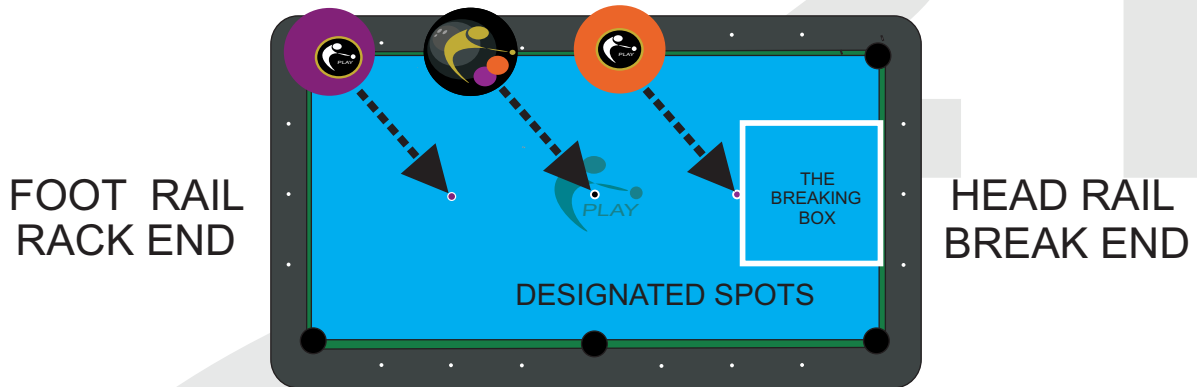
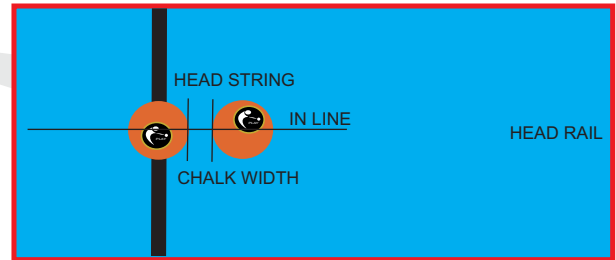
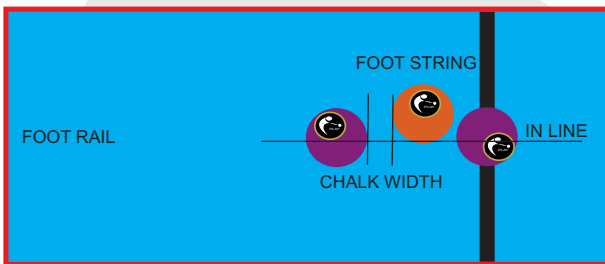


## 140: SPOTTING THE BALLS

1. If a player scratches or illegally pockets a ball, the ball must be spotted to their designated area.
2. Remember, the Bonus Ball is re-spotted to the center of the table each time it is pocketed.
3. The designated spots are illustrated below:



3. If you are trying to spot a ball, but another ball occupies the spot, you must place the ball, one chalk width directly behind the designated spot.  
SEE ILLUSTRATION:



4. When a player is needing to shoot a colored ball and the color needed is not on the table, that colored ball must be re-spotted in the designated area. Remember, you only re-spot a colored ball when you need it, not before!
5. After pocketing a ball(s) and scratching the cue ball, all pocketed balls are re-spotted to their designated areas. They are illegally pocketed balls. The opponent then receives ball in hand, anywhere.

It's as easy as 1-2-3. Continue playing the game!

FUTURE POOL



EASY AS 1-2-3

YOU WIN!

21